

Sustained investigation:


Image 1



Materials: Mixed media acrylic painting.

Process: Testing kinesthetic capabilities of acrylics, fabric, and chord.

Image 2



Materials: Acrylic paint on board, paper towels, and fabric

Processes: Defined, added more texture and colors to the skin.

Image 3



Materials: paper towels, wood filler, hot glue, rubber cement, acrylic paint.

Processes: experimenting with different adhesives in combination with acrylic paints to get different textures.

Image 4



Materials: wood, nails, and rusted truss plates.

Processes: I used materials from around my home and from the garbage to construct a frame.

Image 5



Materials: Melted crayon, hot glue gun.

Processes: I took apart a hot glue gun and found a way to put crayons through it.

Image 6



Materials: Melted crayon, oil pastels, Acrylic paint.

Processes: Process photos of painting with acrylics and melted wax.

Image 7



Materials: Melted crayon, oil pastels, Acrylic paint.

Processes: finalized drawing by adding background and lighting.

Image 8



Materials: encaustic medium, oil paint, leaves.

Processes: took photos of the landscape, collected leaves, made an encaustic medium, and sketched references onto the board.


Image 9



Materials: encaustic medium, oil paint, leaves.

Processes: Layered wax, leaves and carved defining lines into piece to finish it off

Image 10




Need to revise to fit inquiry

Image 11



Need to revise to fit inquiry

Image 12



Materials: oil pastels

Processes: sketching out different shapes and trying out colors

Image 13



Materials: oil pastels, soda tabs, bottle caps

Processes: sketched in oil pastel then laid out soda tabs to plan where I want them to go

Image 14



Materials: soda tabs acrylic paint.

Processes: applied acrylic paint with a pallet knife then stuck soda tabs in the paint

Image 15

Written evidence

Driving Inquiry-

How can I use found objects and nontraditional mediums in my artwork?

Evidence-

~~For images 1-4, I utilized materials from my home, such as paper towels, to create new textures. Images 3-4 feature a keyboard. In images 5-7, I melted crayons using a hot glue gun. Moving on to images 8-9, I continued experimenting with melted wax, encasing additional elements within the wax. Finally, in images 12-14, I employed soda tabs embedded in paint to form shapes.~~ **Too literal. Citing examples is a good thing, but this tells us almost nothing about your experience. What started you on nontraditional mediums? Talk about challenges, feedback from peers, revisions, experiments with new materials, composition choices etc. Say a thing you did, then cite an example. Ex. I gathered leaves from a canyon near my home and encased them in wax image_)**

In order to fulfill my inquiry I utilized found materials around my home and public spaces such as parks and garbage cans. By using commonplace materials such as paper towels images 3-4 and crayons images 5-7. In order to use obscure materials I had to manipulate tools like a hot glue gun and keyboards image 3 and 5. For the rest of my pieces I experimented with embedding things within my art like leaves from around my home, forks, and soda tabs. This led me into studying new additive and subtractive techniques. Using non traditional mediums of art challenged me to think and use my supplies differently, in (image 10-11) **ps still working on it so the photos aren't there. I had to revise my project by tearing it up and attaching forks to it with clay.**

Selected works

Bargaining

24x30



Idea: The person praying shows someone bargaining with God.

Materials: Acrylic paint on board

Processes: I took reference photos and projected them onto the board to get the proportions before I added paint.

The Shitter

18x24



Idea: I found the idea of a porta potty in a beautiful field humorous.

Materials: Acrylic on board

Processes: I took reference photos, edited them together, and then projected the image onto the board to get an outline.

Fungus

Needs to be measured



Idea: how can i use ink in combination with watercolor.

Materials: Ink and watercolor on paper

Process: Outlined with pencil, inked in with pen, then added color with watercolor.

Tetanus

Needs to be measured



Idea: how can I use materials around my home to make something as repulsive as possible?

Materials: paper towels, wood filler, hot glue, rubber cement, acrylic paint.

Processes: found a keyboard, cut it into pieces, glued them to the board, and then worked in sections with different materials experimenting with making textures.

Butterfield

18x24



Idea: how can I use leaves with encaustic painting

Materials: encaustic medium, oil paint, leaves.

Processes: took photos of the landscape, collected leaves, made an encaustic medium, and sketched references onto the board.